



*The following is the "Standards of Practice" (SOP) for Home Inspectors implemented by Ingalls Construction LLC*

**Richard Ingalls, CMI**  
**Certified Master Inspector®**

*InterNACHI ID#12010911*

*International Association of Certified Home Inspectors*

*Florida Home Inspector – License #HI5092*

*See page 13 for copy of FL License*

## Table of Contents

1. Definitions and Scope
2. Limitations, Exceptions & Exclusions
3. Standards of Practice
  - 3.1. Roof
  - 3.2. Exterior
  - 3.3. Basement, Foundation, Crawlspace & Structure
  - 3.4. Heating
  - 3.5. Cooling
  - 3.6. Plumbing
  - 3.7. Electrical
  - 3.8. Fireplace
  - 3.9. Attic, Insulation & Ventilation
  - 3.10. Doors, Windows & Interior
4. Glossary of Terms

# 1. Definitions and Scope

1.1. A **general home inspection** is a non-invasive, visual examination of the accessible areas of a residential property (as delineated below), performed for a fee, which is designed to identify defects within specific systems and components defined by these Standards that are both observed and deemed material by the inspector. The scope of work may be modified by the Client and Inspector prior to the inspection process.

- I. The general home inspection is based on the observations made on the date of the inspection, and not a prediction of future conditions.
- II. The general home inspection will not reveal every issue that exists or ever could exist, but only those material defects observed on the date of the inspection.

1.2. A **material defect** is a specific issue with a system or component of a residential property that may have a significant, adverse impact on the value of the property, or that poses an unreasonable risk to people. The fact that a system or component is near, at or beyond the end of its normal useful life is not, in itself, a material defect.

1.3. A **general home inspection report** shall identify, in written format, defects within specific systems and components defined by these Standards that are both observed and deemed material by the inspector. Inspection reports may include additional comments and recommendations.

# 2. Limitations, Exceptions & Exclusions

## 2.1. Limitations:

- I. An inspection is not technically exhaustive.
- II. An inspection will not identify concealed or latent defects.
- III. An inspection will not deal with aesthetic concerns or what could be deemed matters of taste, cosmetic defects, etc.
- IV. An inspection will not determine the suitability of the property for any use.
- V. An inspection does not determine the market value of the property or its marketability.
- VI. An inspection does not determine the insurability of the property.
- VII. An inspection does not determine the advisability or inadvisability of the purchase of the inspected property.
- VIII. An inspection does not determine the life expectancy of the property or any components or systems therein.
- IX. An inspection does not include items not permanently installed.
- X. These Standards of Practice apply only to properties with four or fewer residential units.

2.2. **Exclusions:**

I. The inspector is **not** required to determine:

- A. property boundary lines or encroachments.
- B. the condition of any component or system that is not readily accessible.
- C. the service life expectancy of any component or system.
- D. the size, capacity, BTU, performance or efficiency of any component or system.
- E. the cause or reason of any condition.
- F. the cause for the need of repair or replacement of any system or component.
- G. future conditions.
- H. compliance with codes or regulations.
- I. the presence of evidence of rodents, birds, animals, insects, or other pests.
- J. the presence of mold, mildew or fungus.
- K. the presence of airborne hazards, including radon.
- L. the air quality.
- M. the existence of environmental hazards, including lead paint, asbestos or toxic drywall.
- N. the existence of electromagnetic fields.
- O. any hazardous waste conditions.
- P. any manufacturers' recalls or conformance with manufacturer installation, or any information included for consumer protection purposes.
- Q. acoustical properties.
- R. replacement or repair cost estimates.
- S. estimates of the cost to operate any given system.

II. The inspector is **not** required to operate:

- A. any system that is shut down.
- B. any system that does not function properly.
- C. or evaluate low-voltage electrical systems such as, but not limited to:
  - 1. phone lines;
  - 2. cable lines;
  - 3. satellite dishes;
  - 4. antennae;
  - 5. lights; or
  - 6. remote controls.
- D. any system that does not turn on with the use of normal operating controls.
- E. any shut-off valves or manual stop valves.
- F. any electrical disconnect or over-current protection devices.
- G. any alarm systems.
- H. moisture meters, gas detectors or similar equipment.

III. The inspector is **not** required to:

- A. move any personal items or other obstructions, such as, but not limited to, throw rugs, carpeting, wall coverings, furniture, ceiling tiles, window coverings, equipment, plants, ice, debris, snow, water, dirt, pets, or anything else that might restrict the visual inspection.
- B. dismantle, open or uncover any system or component.

January 1, 2015

- C. enter or access any area that may, in the opinion of the inspector, be unsafe.
- D. enter crawlspaces or other areas that may be unsafe or not readily accessible.
- E. inspect underground items, such as, but not limited to, lawn-irrigation systems, underground storage tanks or other indications of their presence, whether abandoned or actively used.
- F. do anything which may, in the inspector's opinion, be unsafe or dangerous to the inspector or others, or damage property, such as, but not limited to: walking on roof surfaces, climbing ladders, entering attic spaces, or negotiating with pets.
- G. inspect decorative items.
- H. inspect common elements or areas in multi-unit housing.
- I. inspect intercoms, speaker systems or security systems.
- J. offer guarantees or warranties.
- K. offer or perform any engineering services.
- L. offer or perform any trade or professional service other than general home inspection.
- M. research the history of the property, report on its potential for alteration, modification, extendibility or suitability for a specific or proposed use for occupancy.
- N. determine the age of construction or installation of any system structure or component of a building, or differentiate between original construction and subsequent additions, improvements, renovations or replacements.
- O. determine the insurability of a property.
- P. perform or offer Phase 1 or environmental audits.
- Q. inspect any system or component that is not included in these Standards.

## 3. Standards of Practice

### 3.1. Roof

I. The inspector shall inspect from ground level or the eaves:

- A. the roof-covering materials;
- B. the gutters;
- C. the downspouts;
- D. the vents, flashing, skylights, chimney and other roof penetrations; and
- E. the general structure of the roof from the readily accessible panels, doors or stairs.

II. The inspector is **not** required to:

- A. walk on any roof surface.
- B. predict the service life expectancy.
- C. inspect underground downspout diverter drainage pipes.
- D. remove snow, ice, debris or other conditions that prohibit the observation of the roof surfaces.
- E. move insulation.
- F. inspect antennae, satellite dishes, lightning arresters, de-icing equipment, or similar attachments.
- G. walk on any roof areas that appear, in the opinion of the inspector, to be unsafe.
- H. walk on any roof areas if it might, in the opinion of the inspector, cause damage.
- I. perform a water test.
- J. warrant or certify the roof.
- K. confirm proper fastening or installation of any roof-covering material.

### 3.2. Exterior

I. The inspector shall inspect:

- A. the exterior wall-covering material, flashing and trim;
- B. all exterior doors, decks, stoops, steps, stairs, ramps, porches, railings, eaves, soffits and fascias;
- C. and report as in need of repair any improper spacing between intermediate balusters, spindles and rails for steps, stairways, ramps, balconies and railings;
- D. a representative number of windows;
- E. the vegetation, surface drainage, retaining walls and grading of the property when they may adversely affect the structure, especially due to moisture intrusion;
- F. and describe the exterior wall covering.

II. The inspector is **not** required to:

- A. inspect or operate screens, storm windows, shutters, awnings, fences, outbuildings, or exterior accent lighting.
- B. inspect items that are not visible or readily accessible from the ground, including window and door flashing.
- C. inspect or identify geological, geotechnical, hydrological or soil conditions.
- D. inspect recreational facilities or playground equipment.
- E. inspect seawalls, breakwalls or docks.
- F. inspect erosion-control or earth-stabilization measures.
- G. inspect for safety-type glass.
- H. inspect underground utilities.
- I. inspect underground items.
- J. inspect wells or springs.
- K. inspect solar, wind or geothermal systems.
- L. inspect swimming pools or spas.
- M. inspect wastewater treatment systems, septic systems or cesspools.
- N. inspect irrigation or sprinkler systems.
- O. inspect drainfields or dry wells.
- P. determine the integrity of multiple-pane window glazing or thermal window seals.

### 3.3. Basement, Foundation, Crawlspace & Structure

I. The inspector shall inspect:

- A. the foundation;
- B. the basement;
- C. the crawlspace;
- D. and report observed indications of active water penetration;
- E. for wood in contact with or near soil;
- F. and report observed indications of possible foundation movement, such as sheetrock cracks, brick cracks, out-of-square door frames, and unlevel floors;
- G. and report on any observed cutting, notching and boring of framing members that may, in the inspector's opinion, present a structural or safety concern.

II. The inspector is **not** required to:

- A. enter any crawlspaces that are not readily accessible or where entry could cause damage or pose a hazard to the inspector.
- B. move stored items or debris.
- C. operate sump pumps with inaccessible floats.
- D. identify size, spacing, span or location or determine the adequacy of foundation bolting, bracing, joists, joist spans or support systems.
- E. provide any engineering or architectural service.
- F. report on the adequacy of any structural system or component.

### 3.4. Heating

I. The inspector shall inspect:

- A. the heating systems, using normal operating controls, and describe the energy source and heating method;
- B. and report as in need of repair heating systems that do not operate;
- C. and report if the heating systems are deemed inaccessible.

II. The inspector is **not** required to:

- A. inspect or evaluate the interior of flues or chimneys, fire chambers, heat exchangers, combustion air systems, fresh-air intakes, humidifiers, dehumidifiers, electronic air filters, geothermal systems, or solar heating systems.
- B. inspect fuel tanks or underground or concealed fuel supply systems.
- C. determine the uniformity, temperature, flow, balance, distribution, size, capacity, BTU, or supply adequacy of the heating system.
- D. light or ignite pilot flames.
- E. activate heating, heat pump systems or other heating systems when ambient temperatures or other circumstances are not conducive to safe operation or may damage the equipment.
- F. override electronic thermostats.
- G. evaluate fuel quality.
- H. verify thermostat calibration, heat anticipation, or automatic setbacks, timers, programs or clocks.

### 3.5. Cooling

I. The inspector shall inspect:

- A. the central cooling equipment using normal operating controls.

II. The inspector is **not** required to:

- A. determine the uniformity, temperature, flow, balance, distribution, size, capacity, BTU, or supply adequacy of the cooling system.
- B. inspect window units, through-wall units, or electronic air filters.
- C. operate equipment or systems if the exterior temperature is below 65° Fahrenheit, or when other circumstances are not conducive to safe operation or may damage the equipment.
- D. inspect or determine thermostat calibration, cooling anticipation, or automatic setbacks or clocks.
- E. examine electrical current, coolant fluids or gases, or coolant leakage.

### 3.6. Plumbing

#### I. The inspector shall:

- A. determine and report whether the water supply is public or private;
- B. verify the presence and identify the location of the main water shut-off valve;
- C. inspect the water heating equipment, including venting connections, energy-source supply system, and seismic bracing, and verify the presence or absence of temperature-/pressure- relief valves and/or Watts 210 valves;
- D. inspect all toilets for proper operation by flushing;
- E. inspect all sinks, tubs and showers for functional drainage;
- F. inspect the interior water supply, including all fixtures and faucets, by running the water;
- G. inspect the drain, waste and vent systems;
- H. describe any observed fuel-storage systems;
- I. inspect the drainage sump pumps, and operate pumps with accessible floats;
- J. inspect and describe the location of the main water supply and main fuel shut-off valves;
- K. inspect and report as in need of repair deficiencies in the water supply by viewing the functional flow in two fixtures operated simultaneously;
- L. inspect and report as in need of repair deficiencies in installation of hot and cold water faucets;
- M. inspect and report as in need of repair any mechanical drain stops that are missing or do not operate if installed in sinks, lavatories and tubs; and
- N. inspect and report any evidence that toilets are damaged, have loose connections to the floor, leak, or have tank components that do not operate.

#### II. The inspector is **not** required to:

- A. light or ignite pilot flames.
- B. determine the size, temperature, age, life expectancy or adequacy of the water heater.
- C. inspect the interior of flues or chimneys, combustion air systems, water softener or filtering systems, well pumps or tanks, safety or shut-off valves, floor drains, lawn sprinkler systems, or fire sprinkler systems.
- D. determine the exact flow rate, volume, pressure, temperature or adequacy of the water supply.
- E. determine the water quality, potability or reliability of the water supply or source.
- F. open sealed plumbing access panels.
- G. inspect clothes washing machines or their connections.
- H. operate any valve.
- I. test shower pans, tub and shower surrounds or enclosures for leakage or functional overflow protection.
- J. evaluate the compliance with conservation, energy or building standards, or the proper design or sizing of any water, waste or venting components, fixtures or piping.
- K. determine the effectiveness of anti-siphon, back-flow prevention or drain-stop devices.
- L. determine whether there are sufficient cleanouts for effective cleaning of drains.
- M. evaluate fuel storage tanks or supply systems.
- N. inspect wastewater treatment systems.
- O. inspect water treatment systems or water filters.
- P. inspect water storage tanks, pressure pumps or bladder tanks.
- Q. evaluate wait-time to obtain hot water at fixtures, or perform testing of any kind to water heater elements.
- R. evaluate or determine the adequacy of combustion air.
- S. test, operate, open or close safety controls, manual stop valves and/or temperature or pressure-relief valves.
- T. examine ancillary systems or components, such as, but not limited to, those related to solar water heating and hot water circulation.
- U. determine the existence or condition of polybutylene plumbing.

### 3.7. Electrical

I. The inspector shall inspect:

- A. the service drop/lateral;
- B. the meter socket enclosures;
- C. the means for disconnecting the service main;
- D. and describe the service disconnect amperage rating, if labeled;
- E. panelboards and over-current devices (breakers and fuses);
- F. and report on any unused circuit breaker panel openings that are not filled;
- G. the service grounding and bonding;
- H. a representative number of switches, lighting fixtures and receptacles, including receptacles observed and deemed to be arc-fault circuit interrupter or AFCI-protected using the AFCI test button, where possible;
- I. and test all ground-fault circuit interrupter receptacles and circuit breakers observed and deemed to be GFCIs using a GFCI tester, where possible;
- J. and report the presence of solid conductor aluminum branch circuit wiring, if readily visible;
- K. and report on any tested receptacles in which power was not present, polarity was incorrect, the cover was not in place, the GFCI devices were not properly installed or did not operate properly, evidence of arcing or excessive heat, and where the receptacle was not grounded or was not secured to the wall;
- L. the service entrance conductors and the condition of the conductor insulation;
- M. for the general absence of smoke or carbon monoxide detectors; and
- N. service entrance cables, and report as in need of repair deficiencies in the integrity of the insulation, drip loop, or separation of conductors at weatherheads and clearances from grade and rooftops.

II. The inspector is **not** required to:

- A. insert any tool, probe or device into the main panelboard, sub-panels, distribution panelboards, or electrical fixtures.
- B. operate electrical systems that are shut down.
- C. remove panelboard cabinet covers or dead fronts.
- D. operate or re-set over-current protection devices or overload devices.
- E. operate smoke or carbon monoxide detectors.
- F. measure or determine the amperage or voltage of the main service equipment, if not visibly labeled.
- G. inspect the fire and alarm system or components.
- H. inspect the ancillary wiring or remote control devices.
- I. activate any electrical systems or branch circuits that are not energized.
- J. inspect low-voltage systems, electrical de-icing tapes, swimming pool wiring, or any time-controlled devices.
- K. verify the service ground.
- L. inspect private or emergency electrical supply sources, including, but not limited to: generators, windmills, photovoltaic solar collectors, or battery or electrical storage facility.
- M. inspect spark or lightning arrestors.
- N. inspect or test de-icing equipment.
- O. conduct voltage-drop calculations.
- P. determine the accuracy of labeling.
- Q. inspect exterior lighting.



### 3.8. Fireplace

I. The inspector shall inspect:

- A. and describe the fireplace;
- B. and open and close the damper door, if readily accessible and operable;
- C. hearth extensions and other permanently installed components;
- D. and report as in need of repair deficiencies in the lintel, hearth and material surrounding the fireplace, including the fireplace opening's clearance from visible combustible materials.

II. The inspector is **not** required to:

- A. inspect the flue or vent system.
- B. inspect the interior of chimneys or flues, fire doors or screens, seals or gaskets, or mantels.
- C. determine the need for a chimney sweep.
- D. operate gas fireplace inserts.
- E. light pilot flames.
- F. determine the appropriateness of any installation.
- G. inspect automatic fuel-feed devices.
- H. inspect combustion and/or make-up air devices.
- I. inspect heat-distribution assists, whether gravity-controlled or fan-assisted.
- J. ignite or extinguish fires.
- K. determine the adequacy of drafts or draft characteristics.
- L. move fireplace inserts, stoves or firebox contents.
- M. perform a smoke test.
- N. dismantle or remove any component.
- O. perform a National Fire Protection Association (NFPA)-style inspection.
- P. perform a Phase I fireplace and chimney inspection.

### 3.9. Attic, Insulation & Ventilation

I. The inspector shall inspect:

- A. the insulation in unfinished spaces;
- B. for the presence of attic ventilation;
- C. mechanical ventilation systems;
- D. and report on the general absence or lack of insulation or ventilation in unfinished spaces.

II. The inspector is **not** required to:

- A. enter the attic or any unfinished spaces that are not readily accessible, or where entry could cause damage or, in the inspector's opinion, pose a safety hazard.
- B. move, touch or disturb insulation.
- C. move, touch or disturb vapor retarders.
- D. break or otherwise damage the surface finish or weather seal on or around access panels or covers.
- E. identify the composition or R-value of insulation material.
- F. activate thermostatically operated fans.
- G. determine the types of materials used in insulation or wrapping of pipes, ducts, jackets, boilers or wiring.
- H. determine the adequacy of ventilation.

### 3.10. Doors, Windows & Interior

I. The inspector shall inspect:

- A. a representative number of doors and windows by opening and closing them;
- B. the walls, ceilings, steps, stairways and railings;
- C. and report as in need of repair any improper spacing between intermediate balusters, spindles and rails for steps, stairways and railings;
- D. the garage doors and garage door openers' operation using the installed automatic door control;
- E. and report as improper any photo-electric safety sensor that fails to respond adequately to testing;
- F. and report as in need of repair any door locks or side ropes that have not been removed or disabled when the garage door opener is in use;
- G. and report as in need of repair any windows that are obviously fogged or display other evidence of broken seals.

II. The inspector is **not** required to:

- A. inspect paint, wallpaper, window treatments or finish treatments.
- B. inspect central vacuum systems.
- C. inspect for safety glazing.
- D. inspect security systems or components.
- E. evaluate the fastening of islands, countertops, cabinets, sink tops or fixtures.
- F. move furniture, stored items, or any coverings, such as carpets or rugs, in order to inspect the concealed floor structure.
- G. move suspended-ceiling tiles.
- H. inspect or move any household appliances.
- I. inspect or operate equipment housed in the garage, except as otherwise noted.
- J. verify or certify proper operation of any pressure-activated auto-reverse or related safety feature of a garage door.
- K. operate or evaluate any security bar release and opening mechanisms, whether interior or exterior, including their compliance with local, state or federal standards.
- L. operate any system, appliance or component that requires the use of special keys, codes, combinations or devices.
- M. operate or evaluate self-cleaning oven cycles, tilt guards/latches, or signal lights.
- N. inspect microwave ovens or test leakage from microwave ovens.
- O. operate or examine any sauna, steam-generating equipment, kiln, toaster, ice maker, coffee maker, can opener, bread warmer, blender, instant hot-water dispenser, or other small, ancillary devices.
- P. inspect elevators.
- Q. inspect remote controls.
- R. inspect appliances.
- S. inspect items not permanently installed.
- T. discover firewall compromises.
- U. pools, spas or fountains.
- V. determine the adequacy of whirlpool or spa jets, water force, or bubble effect.
- W. determine the structural integrity or leakage of pools or spas.





## 4. Glossary of Terms

- **accessible:** in the opinion of the inspector, can be approached or entered safely without difficulty, fear or danger.
- **activate:** to turn on, supply power, or enable systems, equipment or devices to become active by normal operating controls. Examples include turning on the gas or water supply valves to the fixtures and appliances, and activating electrical breakers or fuses.
- **adversely affect:** to constitute, or potentially constitute, a negative or destructive impact.
- **alarm system:** warning devices, installed or freestanding, including, but not limited to: carbon monoxide detectors, flue gas and other spillage detectors, security equipment, ejector pumps, and smoke alarms.
- **appliance:** a household device operated by the use of electricity or gas. Not included in this definition are components covered under central heating, central cooling or plumbing.
- **architectural service:** any practice involving the art and science of building design for construction of any structure or grouping of structures, and the use of space within and surrounding the structures or the design, design development, preparation of construction contract documents, and administration of the construction contract.
- **component:** a permanently installed or attached fixture, element or part of a system.
- **condition:** the visible and conspicuous state of being of an object.
- **crawlspace:** the area within the confines of the foundation and between the ground and the underside of the lowest floor's structural component.
- **decorative:** ornamental; not required for the operation of essential systems or components of a home.
- **describe:** to report in writing a system or component by its type or other observed characteristics in order to distinguish it from other components used for the same purpose.
- **determine:** to arrive at an opinion or conclusion pursuant to examination.
- **dismantle:** to open, take apart or remove any component, device or piece that would not typically be opened, taken apart or removed by an ordinary occupant.
- **engineering service:** any professional service or creative work requiring engineering education, training and experience, and the application of special knowledge of the mathematical, physical and engineering sciences to such professional service or creative work as consultation, investigation, evaluation, planning, design and supervision of construction for the purpose of assuring compliance with the specifications and design, in conjunction with structures, buildings, machines, equipment, works or processes.
- **enter:** to go into an area to observe visible components.
- **evaluate:** to assess the systems, structures and/or components of a property.
- **examine:** to visually look (see **inspect**).
- **foundation:** the base upon which the structure or wall rests; usually masonry, concrete or stone, and generally partially underground.
- **function:** the action for which an item, component or system is specially fitted or used, or for which an item, component or system exists; to be in action or perform a task.
- **functional:** performing, or able to perform, a function.
- **general home inspection:** the process by which an inspector visually examines the readily accessible systems and components of a home and operates those systems and components utilizing these Standards of Practice as a guideline.
- **home inspection:** see **general home inspection**.
- **household appliances:** kitchen and laundry appliances, room air conditioners, and similar appliances.
- **identify:** to notice and report.
- **inspect:** to examine readily accessible systems and components safely, using normal operating controls, and accessing readily accessible areas, in accordance with these Standards of Practice.
- **inspected property:** the readily accessible areas of the buildings, site, items, components and systems included in the inspection.
- **inspector:** one who performs a real estate inspection.

January 1, 2015

- **installed:** attached or connected such that the installed item requires a tool for removal.
- **material defect:** a specific issue with a system or component of a residential property that may have a significant, adverse impact on the value of the property, or that poses an unreasonable risk to people. The fact that a system or component is near, at or beyond the end of its normal useful life is not, in itself, a material defect.
- **normal operating controls:** devices, such as thermostats, that would be operated by ordinary occupants which require no specialized skill or knowledge.
- **observe:** to visually notice.
- **operate:** to cause systems to function or turn on with normal operating controls.
- **readily accessible:** an item or component that is, in the judgment of the inspector, capable of being safely observed without the removal of obstacles, detachment or disengagement of connecting or securing devices, or other unsafe or difficult procedures to gain access.
- **recreational facilities:** spas, saunas, steam baths, swimming pools, tennis courts, playground equipment, and other exercise, entertainment and athletic facilities.
- **report:** a written communication (possibly including images) of any material defects observed during the inspection.
- **representative number:** a sufficient number to serve as a typical or characteristic example of the item(s) inspected.
- **residential property:** four or fewer residential units.
- **residential unit:** a home; a single unit providing complete, independent living facilities for one or more persons, including permanent provisions for living, sleeping, eating, cooking and sanitation.
- **safety glazing:** tempered glass, laminated glass, or rigid plastic.
- **shut down:** turned off, unplugged, inactive, not in service, not operational, etc.
- **structural component:** a component that supports non-variable forces or weights (dead loads) and variable forces or weights (live loads).
- **system:** an assembly of various components which function as a whole.
- **technically exhaustive:** a comprehensive and detailed examination beyond the scope of a real estate home inspection that would involve or include, but would not be limited to: dismantling, specialized knowledge or training, special equipment, measurements, calculations, testing, research, analysis, or other means.
- **unsafe:** in the inspector's opinion, a condition of an area, system, component or procedure that is judged to be a significant risk of injury during normal, day-to-day use. The risk may be due to damage, deterioration, improper installation, or a change in accepted residential construction standards.
- **verify:** to confirm or substantiate.

January 1, 2015

	<b>STATE OF FLORIDA</b> <b>DEPARTMENT OF BUSINESS AND PROFESSIONAL REGULATION</b>					
	HOME INSPECTORS LICENSING PROGRAM 1940 NORTH MONROE STREET TALLAHASSEE FL 32399-0783	(850) 487-1395				
INGALLS, RICHARD ALAN						
HOLIDAY FL						
<p>Congratulations! With this license you become one of the nearly one million Floridians licensed by the Department of Business and Professional Regulation. Our professionals and businesses range from architects to yacht brokers, from boxers to barbeque restaurants, and they keep Florida's economy strong.</p> <p>Every day we work to improve the way we do business in order to serve you better. For information about our services, please log onto <a href="http://www.myfloridalicense.com">www.myfloridalicense.com</a>. There you can find more information about our divisions and the regulations that impact you, subscribe to department newsletters and learn more about the Department's initiatives.</p> <p>Our mission at the Department is: License Efficiently, Regulate Fairly. We constantly strive to serve you better so that you can serve your customers. Thank you for doing business in Florida, and congratulations on your new license!</p>						
						
DETACH HERE						
RICK SCOTT, GOVERNOR		KEN LAWSON, SECRETARY				
<b>STATE OF FLORIDA</b> <b>DEPARTMENT OF BUSINESS AND PROFESSIONAL REGULATION</b> <b>HOME INSPECTORS LICENSING PROGRAM</b>						
<table border="1"><tr><td><b>LICENSE NUMBER</b></td><td></td></tr><tr><td>HI5092</td><td></td></tr></table>		<b>LICENSE NUMBER</b>		HI5092		
<b>LICENSE NUMBER</b>						
HI5092						
The HOME INSPECTOR Named below IS CERTIFIED Under the provisions of Chapter 468 FS. Expiration date: JUL 31, 2016						
INGALLS, RICHARD ALAN						
HOLIDAY FL						
ISSUED: 05/04/2014	DISPLAY AS REQUIRED BY LAW	SEQ # L1405040000991				